

EQISM.220



User Manual for EQISM.220 v 1.0 VST Windows

Contents

- Introduction
- Registration, License and Demo
- Controls

Introduction

EQISM.220 is a parametric equaliser with five adjacent bands separated by filters of 2nd to 20th order. It's focus is ease & fun of use.

The second order filter section is sufficient for most mixing tasks. And it is free. There is no demo noise in the unregistered version as long as you use it.

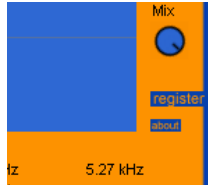
The filters of higher order make EQISM.220 a sound wizard for skilled users. They have the power to cut deep into your sounds and attenuate or amplify even smallest frequency bands as exact as you like.

If you'd like dynamic control of EQISM.220 via side chains have a look at MuSiCX:
<http://www.ismism.de/MuSiCX.htm>

EQISM.220 is a subset of MuSiCX so it's registration is free for registered MuSiCX users. And of course you can upgrade from EQISM.220 to MuSiCX.

Registration, License and Demo

After installing EQISM.220 (copying it to your VST folder and restarting the VST host), EQISM.220 runs in demo mode. The demo version emits a low background noise unless you use 2nd order filters and it's user interface shows the register button:

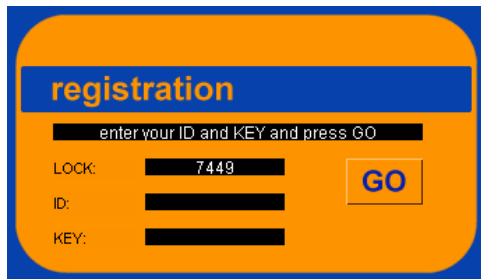


Everything else works like in a registered version.

Please try out the demo before buying EQISM.220. Especially if you're using an unconventional host. If there are problems, we'll try to work them out. If the demo works fine, the registered version will also do.

EQISM is tested on different hosts in different versions: Cubase, Live, FL.

For registration please click the register button. The registration dialog appears:



Just copy the lock number and go to shareit:

<http://shareit1.element-5.de/programs.html?productid=300356918>

Here you can pay via paypal or credit card. Don't forget to leave your lock number. We'll return the id and key for the registration dialog.

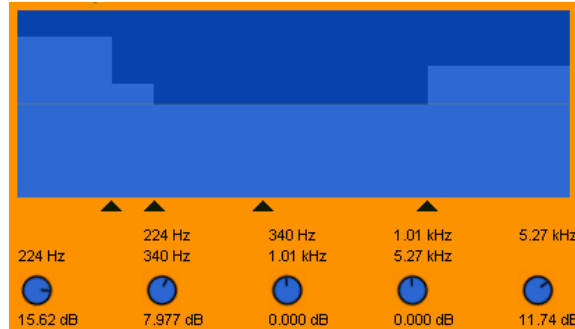
Vista users please right click the icon of your host and tell it to run in admin mode. Else the register button won't appear. Once the plugin is registered your host can be started normally.

Controls

Knobs:



To change a knob's value move the mouse vertically. Holding the shift key down while moving the mouse provides fine tuning.

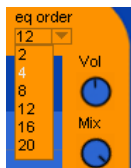


The equaliser's separation frequencies can be set by the black triangles under the diagram. The band's gains can be set by the blue knobs.

In the graphic, the left mousebutton pushes a band's gain and center frequency, the right mousebutton changes the bandwidth.

Also in case of this direct access to the diagram holding the shift button down leads to fine tuning.

EQISM.220 provides equalizer filters up to 20th order which can be selected right over the graphic:



High order filters consume a lot of processor power. So don't be astonished if your computer's cooling fan starts to sing along with your mix when you're using 3 instances of EQISM.220 with 20th order filters.

The volume control moves from $-\infty$ to 6 dB. And the output vu meter wraps around it.

The mix knob controls linearly from dry to wet.